

Euro Shelving

Heavy duty
shelving system




Free no obligation survey
and quotation service
Call: **0800 975 4933**

AVANTA
WORKSPACE CREATION

EURO SHELVING- HEAVY DUTY STORAGE FOR EVERY WORKING ENVIRONMENT



Euro Shelving's unique Shelf Support Clips simply slot into the frame uprights to secure the shelves in position, creating an extremely rigid structure in which shelves can be re-positioned when required.



Shelves have front and rear box section construction for strength and rigidity.

Wherever there's a need for heavy duty storage, there's a job for Euro Shelving. From stand alone single bays to tiered storage, Euro Shelving is the single, simple-to-use, versatile solution.

Modular in design for ease of assembly, Euro Shelving offers almost limitless scope for the creation of customised storage facilities; and a complementary range of accessories extends its capabilities still further.

Standard shelves will support loads of up to 200kg (440lbs) and when that's not enough, there's the option to specify heavy or extra heavy duty for the more demanding storage environment.

And as you'd expect, Euro Shelving is designed, manufactured and installed to International Quality Standards, conforming to ISO9001 and ISO14001.





Euro Shelving mounted upon mobile bases offers a space efficient solution to the bulk storage of live files, bulk archives and valuable items across Heritage, Healthcare, Retail and Manufacturing sectors.

Mobile shelving is effective in saving space, by eliminating the need for several access aisles. Because the shelving moves along floor tracks, the space for only one aisle is needed. When an item is required the particular shelving bay is identified and an adjacent aisle is created by moving the mobile shelving units apart.

Mobile shelving is opened and closed by pull handles or hand operated mechanical systems.



FROM SIMPLE BAYS TO COMPLEX STRUCTURES, EURO SHELVING DELIVERS THE COST EFFECTIVE SOLUTION



Euro Shelving is at home in every workplace. For the automotive trade, it's an ideal solution to the problem of organised small parts storage. In workshops, schools, offices and throughout industry, Stormor Euro Shelving provides a functional yet attractive system for all stores areas.

With its wide range of bay heights, widths depths and duties Euro Shelving can expand as your storage requirements grow. A basic 'starter' shelving bay can be constructed in minutes using upright frames and matching adjustable shelves, then extended to create runs of single sided or back-to-back open or clad shelving.



And because it's so versatile, Euro Shelving is the ideal choice to cope with the growing requirements of museums, galleries and other long term storage facilities. Wherever there's a need to store, there's a need for Euro Shelving





In environments where space is limited, Euro Shelving gives you the capacity to store more than you'd have thought possible. High rise, two-tier and pick tower systems add greatly to the storage capability of space-sensitive locations.

A pick tower is a multi-level high density storage and picking solution designed to maximise the available height of the building. Compared to traditional low level storage and picking systems it provides increased capacity within a similar foot print. It also provides commercial benefits compared to multi-level mezzanine floor solutions which may require additional civils or building work to support the mezzanine structure.



EURO SHELVING ACCESSORIES

Starting from scratch couldn't be simpler with Euro Shelving. A basic 'starter' shelving bay can be constructed in minutes using any of the four types of upright frame together with matching shelves in three widths. From a single bay, extension bays can easily be added to create runs of single sided or back-to-back shelving.

Shelves feature a front and rear box section design giving superior load bearing strength and rigidity. Shelf support clips slot easily into uprights to create a reliable, rigid structure and help prevent accidental shelf dislodgement.

Once your shelving bay is up, extend its capabilities further with add-on accessories like shelf dividers, plastic drawers, garment hanging rails and runners for suspension files.

Euro Shelving not only performs well - it looks the part too. All components are pre-phosphated and stove enamelled for a hard wearing, high gloss finish in a choice of five attractive colours.

Standard Component Colours

Swatches shown give an approximate colour guide only.

Frame bracing, cladding, shelf and accessory colour



Standard Upright Colours



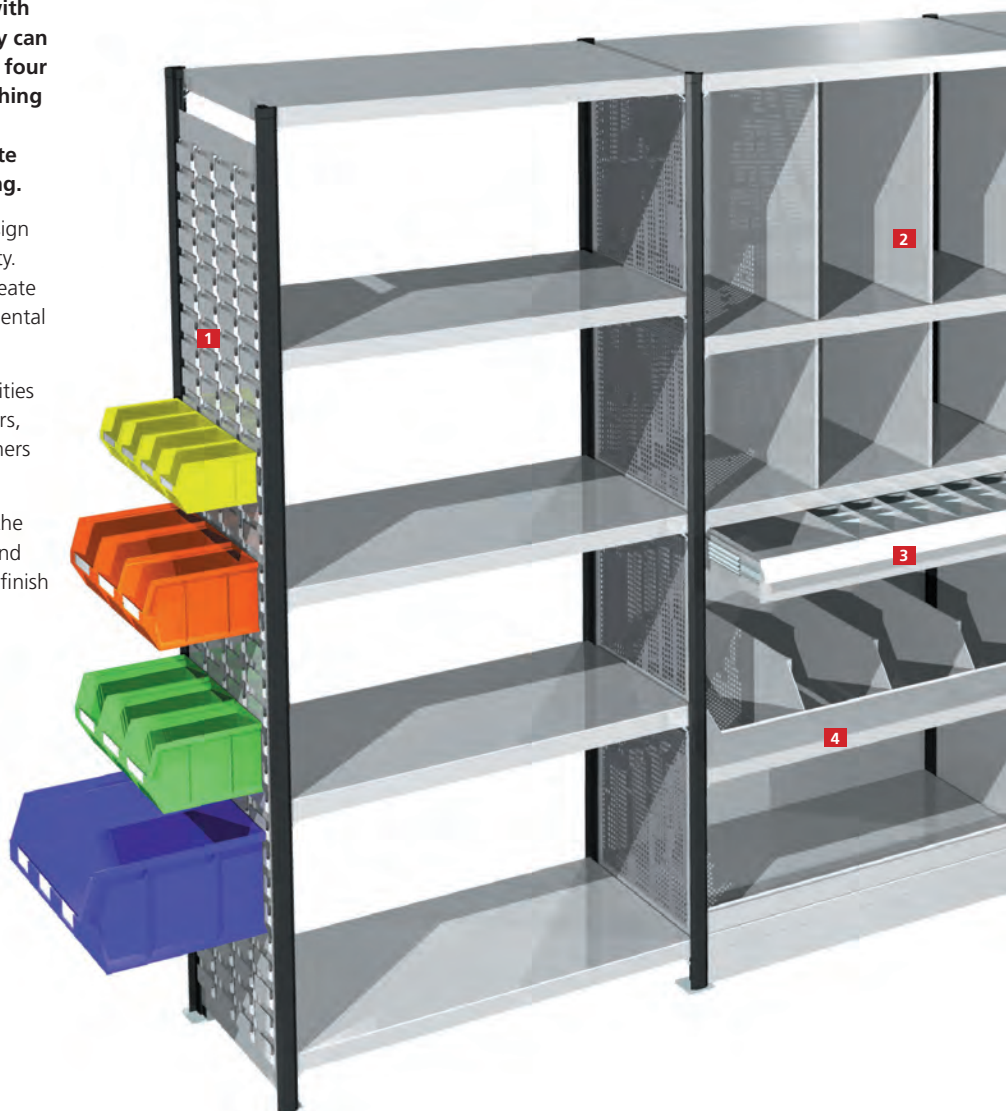
Optional Upright Colours



*Anti-microbial Protected

Finish

Euro Shelving components are phosphate pre-treated, then wet painted and stove enamelled to give a glossy, durable high-quality paint finish.




1 Louvre Panels

To carry the Plastic Container range. Containers available in 6 sizes and 4 colours. Spigots for accessible storage of awkwardly shaped tools, components or materials, can also be fitted.



2 Bin Fronts

Dividers partition shelves to create storage bins. Available for full or part compartmental height.



6 Garment Hanging Rails
Brackets which fit within the bay widths to allow rails for hanging of garments to be fitted. Rails can be repositioned as required.



7 Floor Trim
For a flush finish between the bottom shelf and the floor. Prevents dust and debris accumulating beneath shelving bays.



3 Pull-out Drawer, Filing Cradle and Reference shelf
Range of retro fitted accessories on telescopic runners which fit within 1000mm wide bay. **Pull-out drawer** is ideal for storage of small items. Drawers sub-dividable. **Filing cradle** can accommodate A4 and foolscap top loaded suspension files. **Reference shelf** provides a flat and stable work surface within a storage bay.



4 Shelf Bin Fronts
Flat or angled bin fronts retain loose components for order picking.



5 Plastic Drawers
Provide easy access to small items, with dividers forming internal compartments. Available in 3 sizes. Supplied with stock labels.



8 Cupboard Doors
For secure storage, available in two heights. Full-Door: (shown above), 2100mm high. Half-Door: 1100mm high. All doors supplied with 3-point locking system.

WORKPLACE SOLUTIONS

As the UK's largest manufacturer of storage equipment we have a wide range of other products which makes us the complete one-stop supplier for your storage requirements.

So whether you need lockers for staff changing areas, pallet racking for warehouses, commercial shelving for office environments, packing benches, plastic containers or hazardous substance storage cupboards we can provide the solution.

Whatever your needs, contact us today on 0800 169 5151 and we will help solving your storage problems a lot easier!



A range of packing and maintenance benches for use throughout production and warehousing operations.



We manufacture a wide range of lockers in various configurations, colours, sizes and material finishes for all types of workplaces.



We have a wide range of pallet racking solutions to meet your operational needs, whatever your warehouse size.



Longspan heavy duty shelving offers clear wide spans, ideal for the storage of large bulky items.



AVANTA

WORKSPACE CREATION

Tel: 0800 975 4933 / 0113 384 8777

Fax: 0113 384 8778

Email: sales@avantauk.com

Web: www.avantauk.com

Avanta UK Ltd • Unit B1 • Astra Park • Parkside Lane • Leeds • West Yorkshire • LS11 5SZ

