

Your details

Company name: \_\_\_\_\_

Address: \_\_\_\_\_

\_\_\_\_\_

\_\_\_\_\_

\_\_\_\_\_

Contact: \_\_\_\_\_

Telephone: \_\_\_\_\_

Email: \_\_\_\_\_

**For detailed information to help you create your layout please refer to the PDF files available to download from our website.**

## Required Information

Steel partitioning type (please cross appropriate boxes)

Single Skin: Sigma  Bastion

Double Skin: Elan

Cleanroom: Titan

Colour options

Beige  Light Grey  Dark Grey

White  Blue

Additional information required

Approximate measurements (including ceiling height)

\_\_\_\_\_

Potential obstructions (eg. air con units, columns etc.)

\_\_\_\_\_

\_\_\_\_\_

Where you require glazing, doors, mesh etc.

\_\_\_\_\_

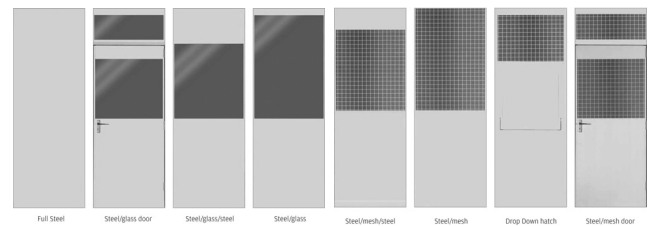
Ceiling requirements?

\_\_\_\_\_

Acoustics (any sound proof information you have)

\_\_\_\_\_


### SIGMA panel options



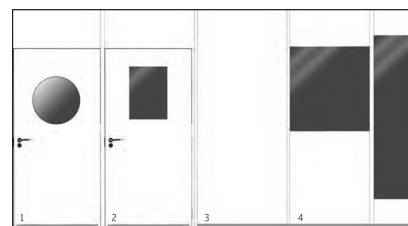
### BASTION panel options



### ELAN panel options



### TITAN panel options



- 1 - Steel door with circular vision panel
- 2 - Steel door with rectangular vision panel
- 4 - Steel / glass / steel
- 5 - Full glass 500mm wide panel

Your details

Company name: \_\_\_\_\_

Contact name: \_\_\_\_\_

Create your layout and fax back to: **0113 384 8778**

A large grid area for drawing a layout, consisting of a 30x30 grid of small squares.

**Any further information for Avanta to base a budget quotation**

Where approximately in the building the installation is to take place - Ground floor etc. Offloading facilities and / or goods lifts. Skips or waste facilities.

A large empty rectangular box for providing further information.