



longspan

VERSATILE CLIP-TOGETHER SHELVING

AVANTA
Tel: 0800 975 4933

MANUFACTURED IN THE UK



**Simply
clip-together...**

1



2



3



heavy duty

The ultimate versatile heavy duty storage system, Longspan shelving is limited only by your imagination. Whether you're planning a simple low-rise shelving set-up or a large scale heavy duty storage facility, Longspan fits the bill.

If you thought you needed an engineering degree to build shelving, think again. Longspan is ingenious in its simplicity. A small shelf unit can be assembled in minutes, and even the most ambitious schemes are easily realised with Longspan's brilliantly designed clip-together components.

Beams fasten simply and securely onto uprights and are easily adjusted. Easy-to-fit locking clips prevent accidental dislodgement. Once the frames and beams are up, shelving materials simply drop into place and the system's ready to go! Nothing could be simpler.

It's hard to believe that shelving as secure and hard wearing as Longspan can be assembled in such a short time. But once built, Longspan stays built - even in the toughest industrial environments.

For a shelving system that combines quality and ease of assembly, there's only one choice - Longspan. And like every product in our range, it comes with the added reassurance of international quality standards.









longspan in action...

You'll find Longspan at work almost everywhere. In business, industry and the public sector, there's no end to the applications for one of the world's most adaptable shelving systems.

From simple stand-alone shelf units to automated order-picking installations, Longspan gives the same reliability, quality and performance. Automotive components, library books, stationery, museum artefacts, even geological samples - these and hundreds of other items are safely stored away in shelving schemes constructed from Longspan.

Use Longspan as a space saver, maximising height in narrow-aisle storage installations; use it in conjunction with mobile shelving schemes for high density storage where space is at a premium; use it in shops and offices, schools and hospitals; use it anywhere and everywhere there's a need for efficient, hard-wearing storage.



accessories and spe



1 Galvanised Steel Shelf Panels
span across beams to form a solid steel shelf.

2 Chipboard Shelving

3 Box Beam

4 Steel Cladding

5 Cladding Location Bracket
provides positive location for chipboard cladding on boxed beams.

6 Shelf Cladding Support - Box Beam

7 Shelf Cladding Support - Stepped Beam

8 Beam Tie

9 Stepped Beam

10 Lateral Dividers

can be used with specially pierced shelf panels.

11 Foot Plate

clip-on or bolt-on, provides positive floor fixing for added stability.

12 Mesh Panels

frames can be supplied as open, mesh clad or steel clad.

13 Frame

available in heights from 1200mm to 3900mm and depths of 450mm to 1200mm.

14 Frame Joining Strap

secures back-to-back bays quickly and safely.

15 Frame Joining Unit

joins frames to provide heights up to 12 metres.

cification




Galvanised Steel Shelf Panels
Span box beams to form a steel shelf. Panels 300/374/600mm wide.

Choice of beams for all applications


C Section Medium Duty Beam (2LSC)

For use with chipboard or steel shelf panels. Lengths range from 1050mm to 1800mm




Box Heavy Duty Beam (2LBC)

For use with chipboard or steel shelf panels. Lengths range from 1050mm to 2400mm




Box Extra Heavy Duty Beam (3LBC)

For use with chipboard or steel shelf panels. Lengths range from 1050mm to 3000mm




Standard Duty Stepped Beam (2LST)

For use with 18mm thick chipboard. Lengths range from 1050mm to 3000mm



Heavy Duty Stepped Beam (4LST)

For use with 25mm thick chipboard. Lengths range from 1050mm to 3000mm



standard component colours

FRAME UPRIGHTS



GRAPHITE GREY
BS 5252 18 A14

BEAMS & ACCESSORIES



LIGHT GREY
BS 4800 00 A05

finish

Longspan racking components are phosphate pre-treated, then powder coated (some items wet painted) and stove enamelled to give a glossy, durable high-quality paint finish. 'House' colours available on request.

material

All Longspan components are made from high quality steel. Every stage in the manufacturing process is subject to stringent quality procedures, developed through years of experience.

Swatches shown give an approximate colour guide only.

storage solutions

Longspan is only one element in our comprehensive portfolio. We can also provide:-



COMMERCIAL SHELVING



MOBILE SHELVING



JUST SHELVING



PALLET RACKING



ANGLE AND SQUARE TUBE
CONSTRUCTION SYSTEMS



SMALL PARTS STORAGE



MULTI TIER SHELVING



PERSONAL STORAGE



COMMERCIAL AND
WORKPLACE EQUIPMENT



Tel: **0800 975 4933**

Sales: sales@avantauk.com

Unit B1 - Astra Park - Parkside Lane - Leeds - LS11 5SZ