

industrial angle

strength




maximum bay loading 6800kg  
dependent on specification

pictured: single bay

**DOVE GREY AC+IVECOAT®**  
The new hard wearing, anti-bacterial powder coating exclusively from Probe, developed in conjunction with DUPONT.

**ROLLED ANGLE POST**  
This universal system offers maximum strength for heavy industrial applications.



**HEAVY DUTY SHELVES**  
Both Commercial and British Standard shelves are available in many widths and depths for maximum flexibility.

**BS:826 MANUFACTURED**  
Manufactured in accordance with BS:826:1955

compatible

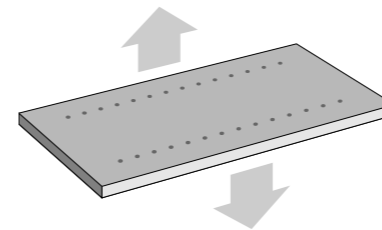
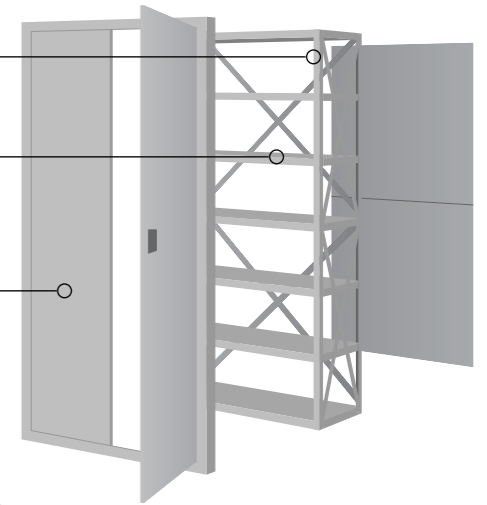
**HEIGHT OPTIONS**  
Available in a wide range of heights and depths.

**SHELF OPTIONS**  
A wide range of shelf sizes have been made available to suit your needs.

**DOOR & FRAME SETS**  
These convenient door sets offer an added security feature to this universal system. Available in 75" & 87" high and 36" wide.

**SHELF ADJUSTMENT**  
Shelves can be raised or lowered by 1" (25.4mm) increments making this system extremely versatile.

**SHELF CLIPS**  
Shelves may be seated on clips for ease of adjustment but maximum shelf loading is reduced. Specific shelves still need to be bolted, refer to technical department for specification.



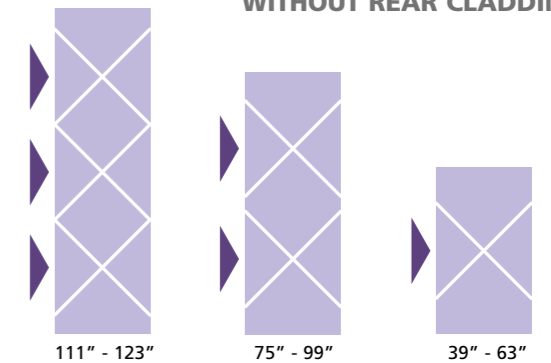
**BAY DIMENSIONS**

Height (inch)	Widths (inch)	Depths (inch)					
		12	15	18	24	30	36
39	24	.	.	.	.	.	.
51	30	.	.	.	.	.	.
63	36	.	.	.	.	.	.
75	42	.	.	.	.	.	.
87	48	.	.	.	.	.	.
99	1M	.	.	.	.	.	.
111		.	.	.	.	.	.
123		.	.	.	.	.	.

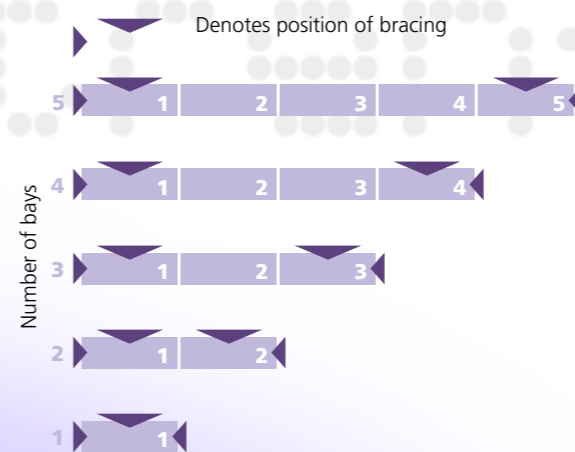
Individual shelf loadings from 115-204kg UDL

bay bracing requirements  
maximum bay loading 6800kg  
dependent on specification

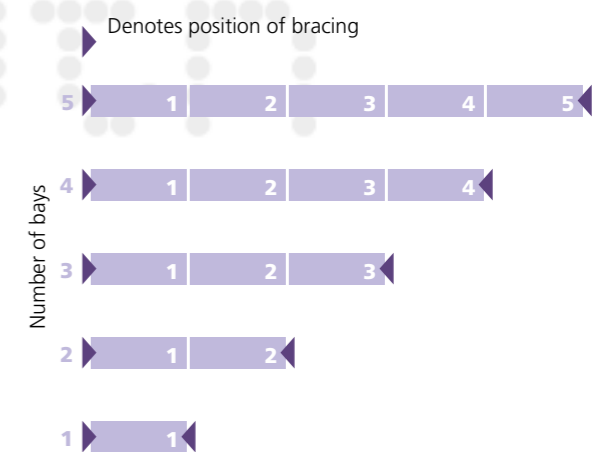
**BAYS REAR VIEW WITHOUT REAR CLADDING**



**BAYS AERIAL VIEW WITHOUT CLADDING**



**BAYS AERIAL VIEW WITH BACK CLADDING ONLY**



□ This system does not need bracing if fully clad.

INDUSTRIAL ANGLE  
CONTINUED

**PROBE**

industrial angle

**AVANTA**  
Workspace Creation

1

Call: 0800 975 4933

Email: sales@avantauk.com Web: www.avantauk.com

**ACTIVECOAT®**  
anti-bacterial technology

**99.9% REDUCTION OF MRSA, E-COLI & BACTERIA**  
Antimicrobial efficiency will continue for the life of the coating.

2

# industrial angle

## INDUSTRIAL ANGLE

This shelving system offers maximum strength and flexibility. It also offers our widest range of sizes to accommodate your space and is fully compatible with any similar, third party, BSS systems you may already have.



**HEIGHTS TO SUIT**  
Available in many standard heights and may be supplied cut to your own specification. These uprights come in two strengths, Heavy Duty and Ultra-Heavy Duty.

**HEAVY DUTY SHELVES**  
Both Commercial and British Standard shelves are available in many widths and depths for maximum flexibility.

**DOOR SET**  
These convenient door sets allow secure storage of valuable items within this universal system.



# universal

## FEATURES & BENEFITS

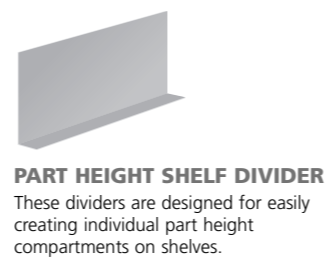
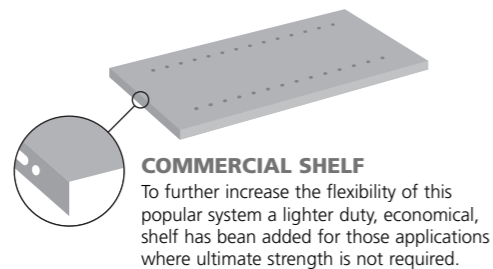
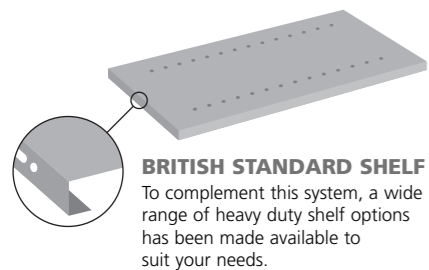
- Extremely strong construction.
- Fully compatible with all similar, third party, BSS systems.
- **AC+IVECOAT®**  
Probe's new hard wearing, anti-bacterial, powder coating greatly improves levels of hygiene in your environment.



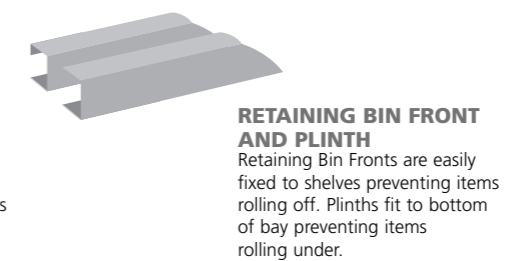
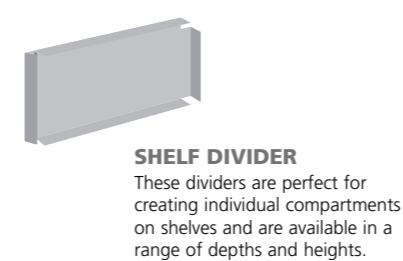
## FEATURES & BENEFITS

- Quality engineered to provide a shelving system that will give many years of service.
- A large range of optional accessories to accommodate your specific needs.

## accessories



## accessories



**PROBE**

industrial angle

**ACTIVECOAT®**  
anti-bacterial technology

**99.9% REDUCTION OF MRSA, E-COLI & BACTERIA**  
Antimicrobial efficiency will continue for the life of the coating.